



Lesson plan No. – 5





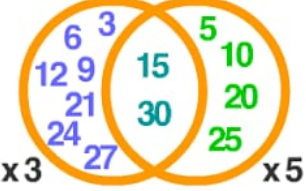

Standard- IX

Topic- SETS



Teaching aids used- Picture cards and chart.

Teaching Point	Role of Facilitator	Role of Learner
	Teacher greets	Students greets
Introduction	Teacher shows a picture to the students and Sticks it on the board and call student to make the group of the similar things.	
Activity 1	Teacher calls the student one by one for the activity.	Students come forward one by one and makes pairs.
	Teacher shows an individual flower and a bunch of flowers, what is this?	A bunch of flowers.
	Teacher shows a book and add 4- 5 more books And ask what is this?	Bundle of books.
Statement of aim.	What did you observe?	A group of things.
	What is this?	Burger

		
Activity 1	What is a burger made of?	Vegetables, cheese, bun, mayo, patty, etc.
	<p>VEGETABLES BREADS</p> 	Students observes.
	Let's take another example.	
Activity 2	<p>MULTIPLES</p> 	Students observe carefully.
	Teacher calls a student and asked to do the solution on the board.	15 and 30 are common.
	Very good students.	
	There is similarity In both the sets so the union will be $A \cup B$.	
Activity 3	Draw a set which is different ,and not union .	<p>VEGETABLES FRUIT</p> 
	Today we learned about Sets.	